

Market review

Thanet



NATIONAL MARKET



10.0%

UK house price growth, year to November 2021

Source: ONS

100,110

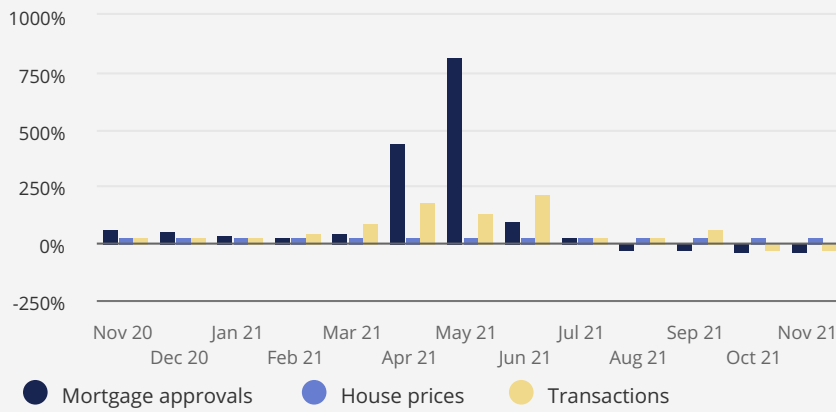
Transactions in December

Source: HMRC

FEBRUARY 2022

We bring you the latest trends in the UK's housing market with a detailed focus on our local market.

National housing market trends



House prices

At 11.2% the Nationwide report annual property price growth in the year to January represents the strongest start to a year since 2005. Average prices rose 0.8% between December and January.

Economy

The ONS report the UK economy surpassed pre-Covid levels for the first time in November. However, growth is liable to have slowed in December due to the spread of the Omicron variant and the introduction of Plan B measures.

Transactions

An estimated 1.49 million sales took place over 2021, making it the busiest housing market since 2007. Over 100,000 property sales took place in December 2021, except for 2020, the busiest December market since 2015 (HMRC).

Average property values over last 12 months

| | DETACHED | SEMI-DETACHED | TERRACED | FLAT/APARTMENT |
|-----------------|----------|---------------|----------|----------------|
| THANET | £444,163 | £307,628 | £261,322 | £159,928 |
| SOUTH EAST | £590,581 | £376,483 | £307,739 | £214,448 |
| ENGLAND & WALES | £413,990 | £254,961 | £213,047 | £230,685 |

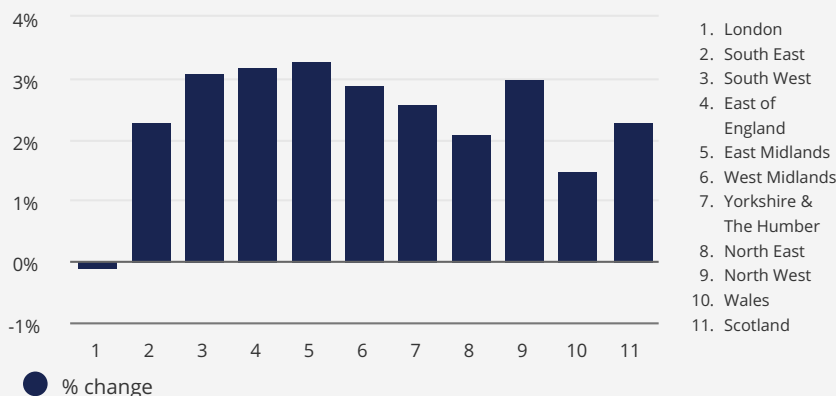
Demand

Close to 67,000 mortgages were approved in November, with the exception of 2020, this was the highest November total since 2016 (Bank of England). Mortgage approvals January - November are over 21% higher than the long term average (2013-2020).

Investment

At 2.7% the ONS report the annual increase in private rents in the UK (excluding London) is at its strongest since records began in 2016. Rental values continue to rise across many regions of the UK.

Annual change in private rents to December 2021 by region



Source: Dataloft, Land Registry, Bank of England and ONS

Thanet

LOCAL MARKET ROUND UP

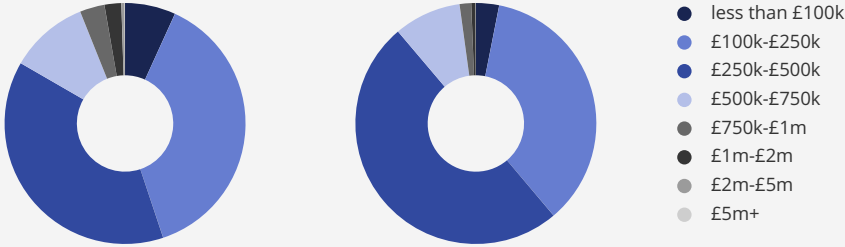


Over the last 12 months the average sales price in Thanet was **£278,638**. The total value of sales was **£725,536,010**.

Transactions by price band over the last 12 months

NATIONAL

THANET



Percentage of sales by property type over last 12 months



21%

Flat/Apartment



30%

Terraced



26%

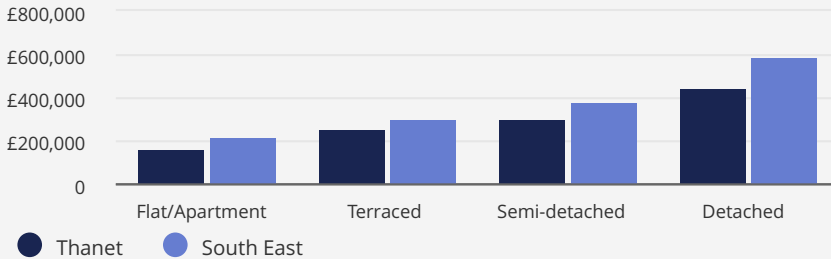
Semi-detached



23%


Detached

Average prices over last 12 months



Source: Dataloft, Land Registry

THE LAST 3 MONTHS, TOP 3 TRANSACTIONS



£1,100,000

EASTERN ESPLANADE
CT10

£1,090,000

NORTHCLIFFE GARDENS
CT10

£805,000

CHAPMAN FIELDS
CT12

HOUSE PRICE GROWTH OVER 1 YEAR AND 5 YEARS



+14%



+40%

STREET WITH MOST TRANSACTIONS IN LAST 3 MONTHS

**CANTERBURY ROAD,
CT9**



Russell Leask

Westgate-on-Sea

St Augustines, Westgate-on-Sea, 125 Canterbury Road, CT8 8NL

T: 01843 269188

E: russell@alexander-russell.co.uk

We'd love to hear from you at our branch. Get in touch!